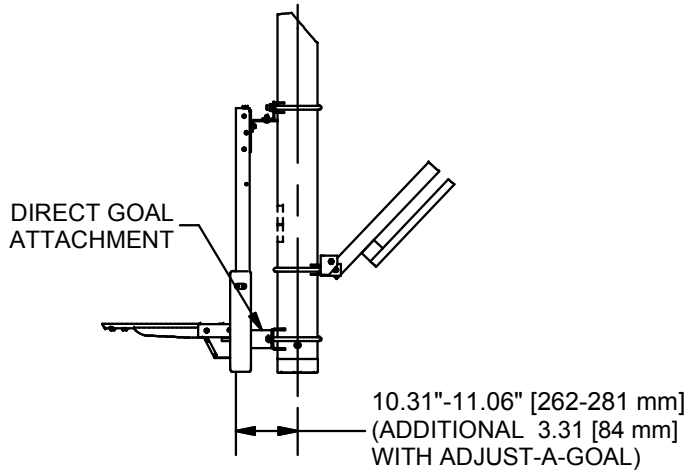
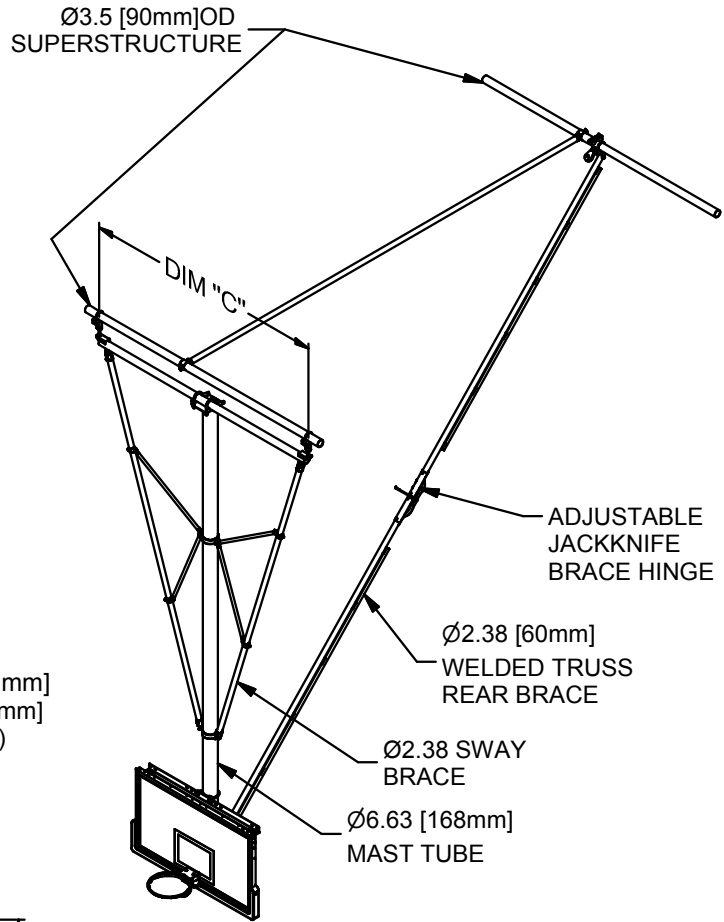
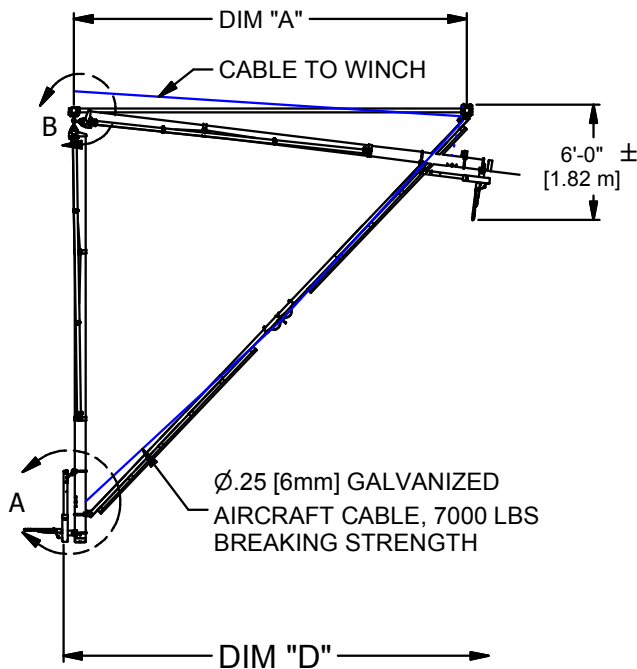


DETAIL B



DETAIL A



Dimensions "A" & "D" are shown for maximum elevation of the truss range and may vary to fit the exact attachment elevation and building structure.

PN	TRUSS HEIGHT	DIM "A"	DIM "C"	DIM "D"
3104-32	32' to 32.99' [9.75-10.05M]	21'-6" [6.55]	13'-2 1/2" [4.03M]	23'-3" [7.09M]
3104-33	33' to 33.99' [10.06-10.35M]	22'-6" [6.86]	13'-2 1/2" [4.03M]	24'-3" [7.39M]
3104-34	34 to 34.99' [10.36-10.66M]	23'-6" [7.16M]	13'-2 1/2" [4.03M]	25'-3" [7.70M]
3104-35	35' to 35.99' [10.67-10.96M]	24'-6" [7.47M]	13'-2 1/2" [4.03M]	26'-3" [8.00M]



Gared Holdings, LLC
9200 E. 146th St. Noblesville, IN 46060

THIS DOCUMENT CONTAINS TRADE SECRET AND OTHER MATERIALS WHICH ARE PROTECTED BY CONFIDENTIALITY NOTICE AND AGREEMENT AND BY COPYRIGHT. ANY USE OR COPYING OF THIS DOCUMENT EXCEPT AS AUTHORIZED BY GARED HOLDINGS, LLC IS STRICTLY PROHIBITED.

CLAMPED REAR BRACED REAR FOLDING

DRAWN	CROSBY	DATE	6/26/2013	DATE ISSUED
APPROVED		DATE		

FILE LOC. Q:\Inventor Files\Specification Files\03_Single Post\3104

SIZE	SCALE	SHT. NO.	PART NO.	REV
A		1 OF 2	3104	G

G	WDC	08-01-19
F	WDC	06-26-13
REV	BY	DATE



MODEL 3104

Clamped Single Post, Rear Braced, Rear Folding, Basketball Backstop

Recommended Application

This model is designed for those areas allowing sufficient space behind the backboard for the unit to rear fold into a storage position. This single post unit can be used at heights from 32' to 36'.

Overhead Structure

Unit shall be supported from 3-1/2" O.D. x 0.120" wall ASTM A-500 Grade B horizontal and 2-3/8" O.D. x 14 gauge (0.083") wall ASTM A-500 Grade B vertical structural steel tubing secured to the building with heavy gauge steel stampings or weldments (as required by building conditions). When truss span widths exceed 10'-0", 3-1/2" O.D. x Schedule 40 (0.216") wall ASTM A-500 Grade B may be used for the horizontals. Spans over 14'-0" may use welded bridge pipe.

Backstop

The backstop shall be of a single post design with a main vertical mast constructed of 6-5/8" O.D. x 0.120" wall ASTM A-513 structural steel tubing with 2-3/8" O.D. x 14 gauge (0.083") wall ASTM A-500 Grade B steel tube sway braces clamped in place. Main mast will be suspended from superstructure with a welded steel plate offset hanger 4" in front of the pivot point, less than 4" will not be approved as equal. Backstop shall be manufactured to allow 3" vertical adjustment for plumbing of the backboard. All fittings shall be heavy gauge steel stampings or weldments. A direct goal attachment is used to transfer stress from the goal to the main mast assembly preventing strain on the backboard.

Rear brace shall be a welded truss section comprised of 2-3/8" O.D. x 14 gauge (0.083") wall ASTM A-500 Grade B and 1-5/16" O.D. ASTM A-513 steel tubing. It shall be attached to the main mast 12" to 18" above bottom of mast pipe. Folding brace shall be of a jackknife design with an adjustable hinge for easy installation and field adjustment. Backstop shall be raised and lowered with 1/4" galvanized aircraft cable with a breaking strength of 7000 lbs. Backstop manufactured in accordance with 1994 rule 1, section 8, stating that all parts of the backboard support system shall be at least 6" behind backboard.

All steel has a black powder coat finish, standard. Optional colors available.

Accessories

Backboards and Goals - See the backboards and goals section in the specification manual.

Backboard Padding - See the accessories section in the specification manual.

Hoists - Electric hoist or manual winch is available on all folding units. See the accessories section in the specification manual.

Safstop Safety Locking Strap - See the accessories section in the specification manual.

Certifications

Unit meets all requirements of the NCAA and NFHS. Unit complies with design standards of the California Department of State Architects. Unit is approved by FIBA for international Level 2 competition. Certificate of Approval available.



Subject to design change and current manufacturing practices.