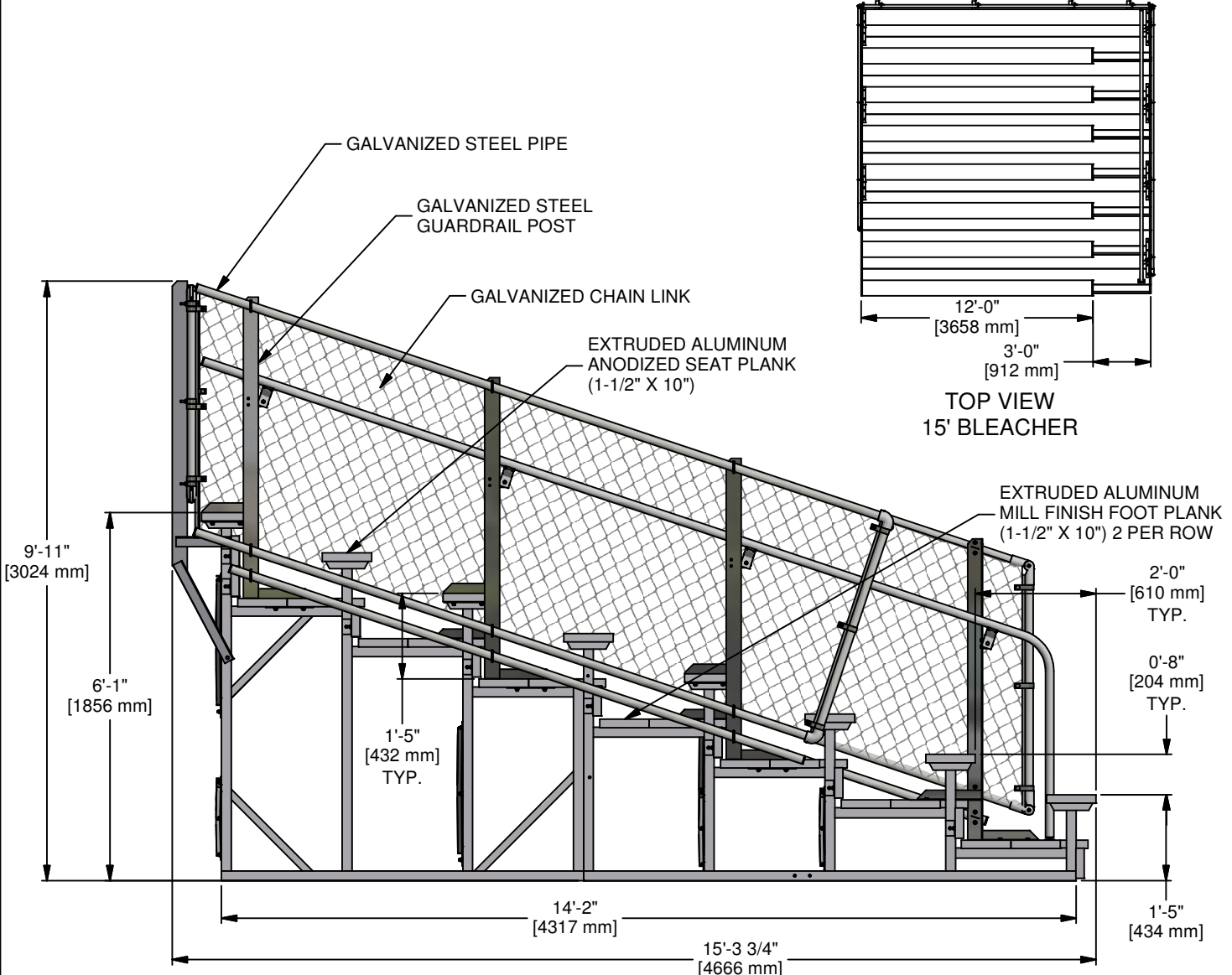


**FIXED ALUMINUM BLEACHER 8 ROW WITH AISLE AND HAND RAIL FOR  
15', 18', 21', 24', 27', AND 30' LENGTH**

GENERAL SPECIFICATIONS				METRIC SPECIFICATIONS	
PART NUMBER	BLEACHER LENGTH	SEATING CAPACITY	WEIGHT (Lbs)	BLEACHER LENGTH	WEIGHT (Lbs)
GSNB0815WA	15'-0"	66	1642	4572 mm	745 kg
GSNB0818WA	18'-0"	68	1827	5486 mm	829 kg
GSNB0821WA	21'-0"	84	1957	6401 mm	888 kg
GSNB0824WA	24'-0"	100	2281	7315 mm	1035 kg
GSNB0827WA	27'-0"	116	2409	8230 mm	1093 kg
GSNB0830WA	30'-0"	132	2697	9144 mm	1224 kg



15' BLEACHER SIDE VIEW SHOWN SEE SHEET 2 FOR BLEACHER LENGTHS OVER 15' SIDE VIEW

A	JJC	06/09/14
REV	BY	DATE



**PSS**  
PERFORMANCE  
SPORTS SYSTEMS



**G**  
GARED™

Gared Holdings, LLC  
9200 E. 146th St. Noblesville, IN 46060

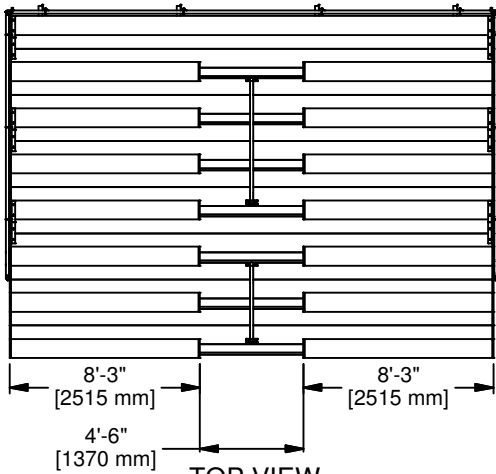
THIS DOCUMENT CONTAINS TRADE SECRET AND OTHER MATERIALS WHICH ARE PROTECTED BY CONFIDENTIALITY NOTICE AND AGREEMENT AND BY COPYRIGHT. ANY USE OR COPYING OF THIS DOCUMENT EXCEPT AS AUTHORIZED BY GARED HOLDINGS, LLC IS STRICTLY PROHIBITED.

**ALUMINUM BLEACHER, 8 ROWS WITH AISLE**

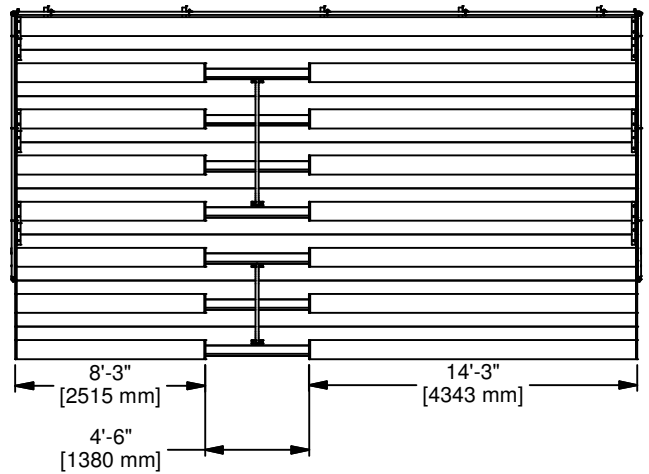
DRAWN	CONNERLEY	DATE	11/13/2013	DATE ISSUED	11/13/2013
APPROVED	CONNERLEY	DATE	11/13/2013		

FILE LOC. Q:\Inventor Files\Specification Files

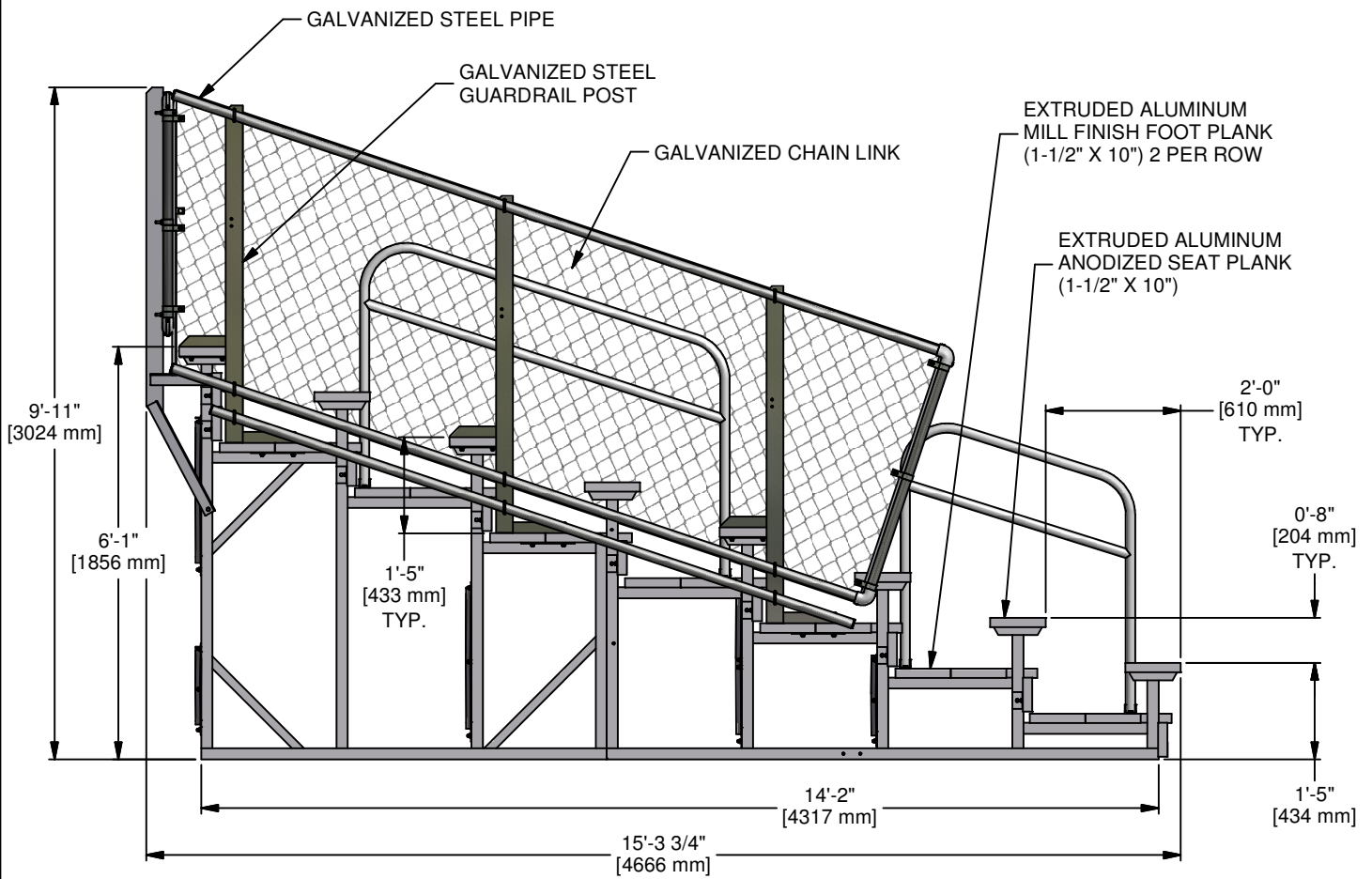
SIZE	SCALE	SHT. NO.	PART NO.	REV
A		1 OF 3	GSNB08XXWA	A



TOP VIEW  
21' BLEACHER



TOP VIEW  
27' BLEACHER



SIDE VIEW FOR BLEACHERS OVER 15' LONG SEE SHEET 1 FOR 15' BLEACHER SIDE VIEW



Gared Holdings, LLC  
9200 E. 146th St. Noblesville, IN 46060

THIS DOCUMENT CONTAINS TRADE SECRET AND OTHER MATERIALS WHICH ARE PROTECTED BY CONFIDENTIALITY NOTICE AND AGREEMENT AND BY COPYRIGHT. ANY USE OR COPYING OF THIS DOCUMENT EXCEPT AS AUTHORIZED BY GARED HOLDINGS, LLC IS STRICTLY PROHIBITED.

21' ALUM BLEACHER 8 ROW WITH AISLE

DRAWN	CONNERLEY	DATE	11/13/2013	DATE ISSUED	11/13/2013
APPROVED	CONNERLEY	DATE	11/13/2013		

FILE LOC. Q:\Inventor Files\Specification Files

SIZE	SCALE	SHT. NO.	PART NO.	REV
A		2 OF 3	GSNB08XXWA	A

A	JJC	06/09/14
REV	BY	DATE

**Bleacher Specifications: 8 row Spectator <sup>tm</sup> Series**  
**GSNB "WA" MODEL -Non-elevated angle frame w/aisle & chain link guardrail**

SECTION 13125

Part 1- General Requirements

- 1.1 Description
- A. Design and Build of Angle Frame Bleachers
- 1.2 Quality Assurance
- A. Manufacturer: Gared Holdings, LLC , 9200 E. 146<sup>th</sup> St., Noblesville, In 46060
  - B. Qualifications: Manufacturer shall have a minimum of ten years of experience in the design and manufacture of angle frame bleachers
  - C. Welders and Procedures to be AWS certified
  - D. Codes and standards: International Building Code & ICC 300-2012
- 1.3 Warranty
- A. Warranty shall include defects in materials and workmanship under normal use and does not apply to work that has been damaged by abuse or natural disaster. Warranty period shall be for a period of 1 Year and begin on date material is received by owner or subcontractors date of completion

Part 2- Products

- 2.1 Design
- A. Design loads to be in accordance with International Building Code (IBC) & ICC 300-2012 edition
    - 1) Live Load- Structure uniform 100 psf, Seat and Foot Plank- 120 plf
    - 2) Sway Load- Perpendicular to seats – 10 plf, Parallel to seats – 24 plf
    - 3) Guardrail - Uniform Load 50 plf in any direction at the top, Concentrated Load 200 lbs in any direction
  - B. Design loads to be in accordance with International Building Code (IBC) & ICC 300-2012 (Section 303, Structural Design)
  - C. Frames: Welded aluminum angle (2"x 2" x 3/16") spaced at 6'0" (max) intervals and joined by aluminum angle braces
  - D. Seats: (1) nominal 2" x 10" anodized aluminum
  - E. Treads: (2) nominal 2" x 10" mill finish aluminum on all rows
  - F. Risers: (1) nominal 6", on all rows & (2) on top row
  - G. Rise/Run dimensions: 8" vertical rise/ 24" horizontal run per row, 17 " seat height above respective tread
  - H. Guardrail: Rails to be on rear and sides and shall be 42" above seat and consist of 1.66 od pipe, attached to upright supports with u bolts, and 9 gauge galvanized chain link fence secured by aluminum wire ties
  - I. Aisles: on "WA" models constructed of aluminum extrusion with contrasting nosing, handrail to be 1-5/8 od aluminum pipe with intermediate handrails as required by building code
- 2.2 Materials and Finishes
- A. Frames: Aluminum angle 6061-T6 or mechanical equivalent
  - B. Braces: Aluminum Angle 6061-T6 or mechanical equivalent
  - C. Seats: Aluminum alloy 6063-T6 clear anodized 204R1, AA-M10C22A31 , wall thickness of .078
  - D. Treads and Risers: Aluminum alloy 6063-T6 mill finish, wall thickness of .078
  - E. Guardrail: Rear and Side supports -Steel Angle with hot dipped galvanized finish, ASTM A-123 specifications
  - F. Guardrail Pipe: -1.66 OD steel ASTM A570 Grade A w/ Flo-Coat Gator shield galvanized finish to meet ASTM B117
  - G. Guardrail Fence: 2" x 9 gauge galvanized knuckle to knuckle fabric, galvanized tension bars, aluminum wire ties
  - H. Hardware: Nuts and bolts to be galvanized
  - I. Accessories: End caps, anodized aluminum 6063-T6 anodized, Mounting clips & splices to be mill aluminum 6061-T6

Part 3- Execution

- 3.1 Installation
- A. Install product in accordance with manufacturer installation instructions and drawings
  - B. Design is based on Manufacturer's interpretation of International Building Code, local codes may vary and result in additional requirements , It is the owner's responsibility to verify local code compliance
  - C. Owner shall be responsible to verify site location and provide level foundation or ground that is adequate to support bleacher loads, no provisions have been included (unless noted) for anchoring of bleacher to prevent wind overturning