

MOTOR DATA:

3/4 HP, 110/115/120 VAC, 60 Hz, SINGLE PHASE
INSTANT REVERSING W/ THERMAL
OVERLOAD PROTECTION

GEAR BOX DATA:

200:1 RATIO DOUBLE WORM GEAR
MAX LOAD RATING UP TO 1000 LBS.

HOIST MAY BE MOUNTED RIGHT SIDE
UP (AS SHOWN) OR UPSIDE DOWN

OPTIONAL TRANSMITTER, MODEL 1198,
IS REQUIRED TO OPERATE THE RECIEVER
WIRELESSLY.

THIS DOCUMENT CONTAINS TRADE SECRET AND OTHER MATERIALS
WHICH ARE PROTECTED BY CONFIDENTIALITY NOTICE AND AGREEMENT
AND BY COPYRIGHT. ANY USE OR COPYING OF THIS DOCUMENT EXCEPT
AS AUTHORIZED BY GARED HOLDINGS, LLC IS STRICTLY PROHIBITED.

WIRELESS REMOTE CONTROL ELEC. HOIST

DRAWN CONNERLEY DATE 11/7/2017 DATE ISSUED

APPROVED DATE

FILE LOC. Q:\Inventor Files\Specification Files\09_Accessories

SIZE A	SCALE	SHT. NO. 1 OF 3	PART NO. 1197	REV E
------------------	-------	--------------------	-------------------------	-----------------



Gared Holdings, LLC
9200 E. 146th St. Noblesville, IN 46060

E	JJC	10-03-19
REV	BY	DATE



MODEL 1197

ELECTRIC HOIST WITH WIRELESS REMOTE CONTROL

APPLICATION

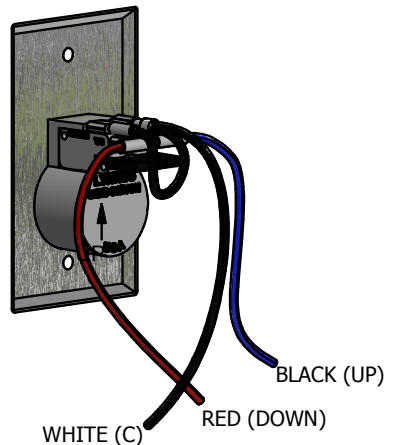
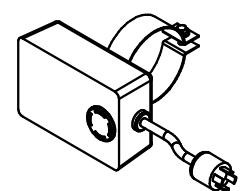
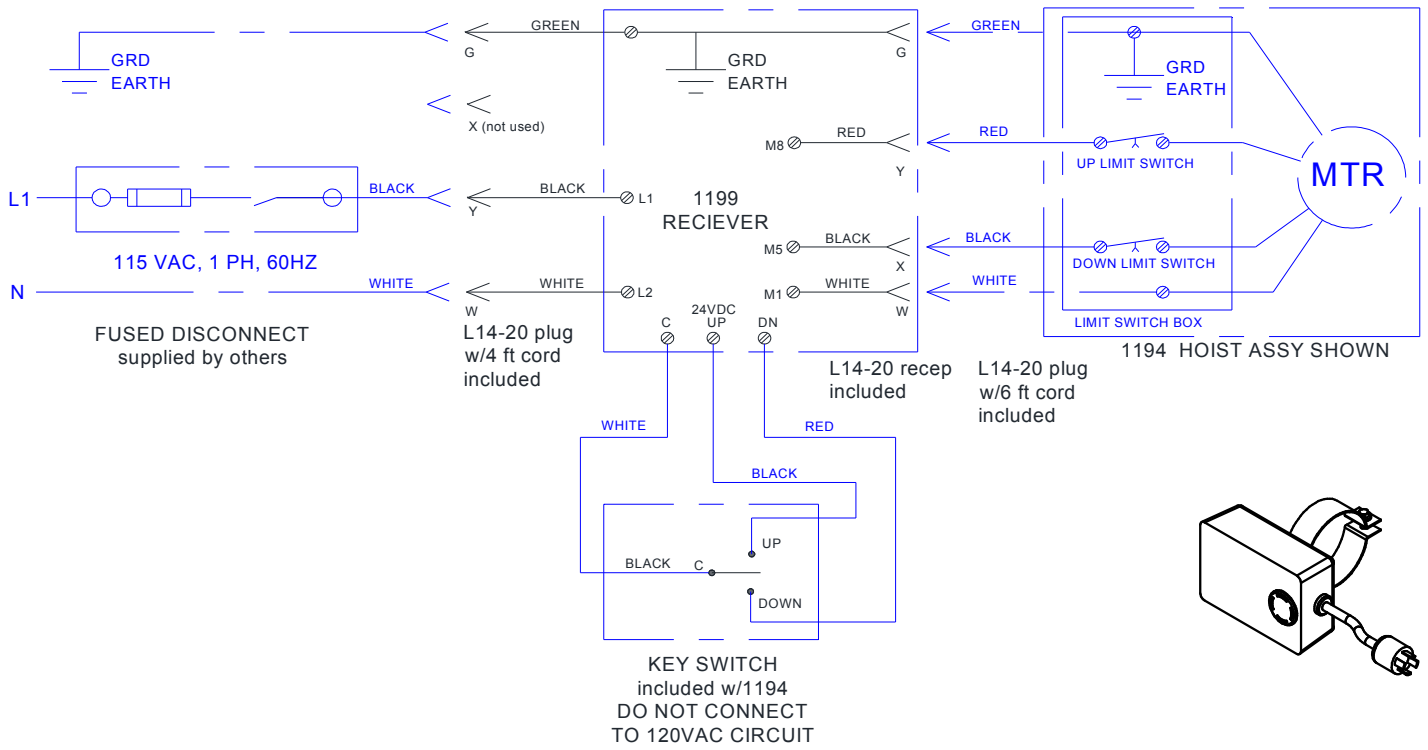
This unit combines the Model 1194 electric hoist with the Model 1199 wireless remote control operator. The package eliminates the need to run wiring for individual key switches. The 120v, single phase, 60 hz hoist shall be equipped with a 120 volt commercial receiver that can be coded for individual operation. Receiver shall be factory wired and attached to a metal enclosure that has a 3-1/2" pipe clamp for attachment to the overhead superstructure. Unit to have 4' power cord with a L14-20 twist-lock grounded plug attached. Matching receptacle and cover to be mounted in 4" square box (by others.)

Wireless remote control operator can be wired to a key switch when required. A key switch is included in the 1194 hoist package.

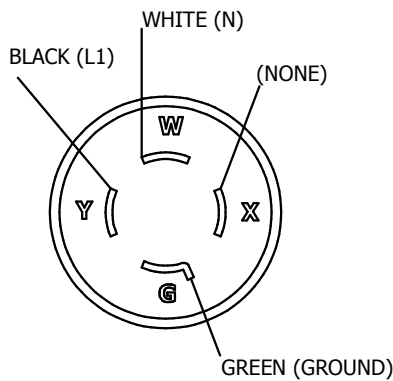
A battery powered, hand held transmitter, Model 1198, which is capable of operating up to (99) individual hoists is required for wireless operation. The transmitter is not included in this package.

All other electrical, junction and synchronizer boxes not mentioned above shall be furnished and installed by a certified electrical contractor. Follow manufacturer's instructions and all local safety codes.

Subject to design change and current manufacturing practices.



KEY SWITCH
24VDC CIRCUIT



L14-20 RECEPTACLE
RECIEVER POWER PLUG

ELECTRICAL REQUIREMENTS

MINIMUM CIRCUIT REQUIREMENTS
-DEDICATED 115VAC, 1PH, 60HZ,
20 AMP SERVICE

MOTOR SPECIFICATION
-3/4HP 115V, 1PH, 60HZ, 9.5 FLA
INSTANT REVERSING, THERMAL O/L

MINIMUM WIRE SIZE
(copper wire, 3% max voltage drop)
0-90 ft.....12 ga.
90-140 ft.....10 ga.
140-240 ft.....8 ga.
240-380 ft..... 6 ga.

E	JJC	10-03-19
REV	BY	DATE

Gared Holdings, LLC
9200 E. 146th St. Noblesville, IN 46060

THIS DOCUMENT CONTAINS TRADE SECRET AND OTHER MATERIALS WHICH ARE PROTECTED BY CONFIDENTIALITY NOTICE AND AGREEMENT AND BY COPYRIGHT. ANY USE OR COPYING OF THIS DOCUMENT EXCEPT AS AUTHORIZED BY GARED HOLDINGS, LLC IS STRICTLY PROHIBITED.

WIRE SCHEM, REMOTE CONTROL HOIST

DRAWN CONNERLEY	DATE 11/7/2017	DATE ISSUED
APPROVED	DATE	
FILE LOC. Q:\Inventor Files\Specification Files\09_Accessories		
SIZE A	SCALE	SHT. NO. 3 OF 3
PART NO.	1197	REV E